

DMP 331

Industrial Pressure Transmitter for Low Pressure

Stainless Steel Sensor

accuracy according to IEC 60770:
standard: 0.35 % FSO
option: 0.25 / 0.1 % FSO



Nominal pressure

from 0 ... 100 mbar up to 0 ... 60 bar

Output signals

2-wire: 4 ... 20 mA

3-wire: 0 ... 20 mA / 0 ... 10 V

others on request

Special characteristic

- ▶ perfect thermal behaviour
- ▶ excellent long term stability
- ▶ pressure port
G 1/2" flush from 100 mbar




Optional versions

- ▶ IS-version
Ex ia = intrinsically safe for gases and dusts
- ▶ SIL 2-according to
IEC 61508 / IEC 61511
- ▶ pressure sensor welded
- ▶ customer specific versions

The pressure transmitter DMP 331 can be used in all industrial areas when the medium is compatible with stainless steel 1.4404 (316 L) or 1.4435 (316 L). Additional are different elastomer seals as well as a helium tested welded version available.

The modulare concept of the device allows to combine different stainless steel sensors and electronic modules with a variety of electrical and mechanical versions. Thus a diversity of variations is created, meeting almost all requirements in industrial applications.

Preferred areas of use are

-  Plant and Machine Engineering
-  Environmental Engineering
(water - sewage - recycling)
-  Energy Industry



Input pressure range									
Nominal pressure gauge	[bar]	-1...0	0.10	0.16	0.25	0.40	0.60	1	1.6
Nominal pressure abs.	[bar]	-	-	-	-	0.40	0.60	1	1.6
Overpressure	[bar]	5	0.5	1	1	2	5	5	10
Burst pressure ≥	[bar]	7.5	1.5	1.5	1.5	3	7.5	7.5	15

Nominal pressure gauge / abs.	[bar]	2.5	4	6	10	16	25	40	60
Overpressure	[bar]	10	20	40	40	80	80	105	105
Burst pressure ≥	[bar]	15	25	50	50	120	120	210	210
Vacuum resistance		P _N ≥ 1 bar: unlimited vacuum resistance P _N < 1 bar: on request							

Output signal / Supply	
Standard	2-wire: 4 ... 20 mA / V _S = 8 ... 32 V _{DC} SIL-version: V _S = 14 ... 28 V _{DC}
Option IS-protection	2-wire: 4 ... 20 mA / V _S = 10 ... 28 V _{DC} SIL-version: V _S = 14 ... 28 V _{DC}
Options 3-wire	3-wire: 0 ... 20 mA / V _S = 14 ... 30 V _{DC} 0 ... 10 V / V _S = 14 ... 30 V _{DC}

Performance	
Accuracy ¹	standard: nominal pressure < 0.4 bar: ≤ ± 0.5 % FSO nominal pressure ≥ 0.4 bar: ≤ ± 0.35 % FSO option 1: nominal pressure ≥ 0.4 bar: ≤ ± 0.25 % FSO option 2: for all nominal pressure: ≤ ± 0.1 % FSO
Permissible load	current 2-wire: R _{max} = [(V _S - V _S min) / 0.02 A] Ω current 3-wire: R _{max} = 500 Ω voltage 3-wire: R _{min} = 10 kΩ
Influence effects	supply: 0.05 % FSO / 10 V load: 0.05 % FSO / kΩ
Long term stability	≤ ± 0.1 % FSO / year at reference conditions
Response time	2-wire: ≤ 10 msec 3-wire: ≤ 3 msec

¹ accuracy according to IEC 60770 – limit point adjustment (non-linearity, hysteresis, repeatability)

Thermal effects (Offset and Span)				
Nominal pressure P _N	[bar]	-1 ... 0	< 0.40	≥ 0.40
Tolerance band	[% FSO]	≤ ± 0.75	≤ ± 1	≤ ± 0.75
in compensated range	[°C]	-20 ... 85	0 ... 70	-20 ... 85

Permissible temperatures	
Permissible temperatures	medium: -40 ... 125 °C electronics / environment: -40 ... 85 °C storage: -40 ... 100 °C

Electrical protection	
Short-circuit protection	permanent
Reverse polarity protection	no damage, but also no function
Electromagnetic compatibility	emission and immunity according to EN 61326

Mechanical stability	
Vibration	10 g RMS (25 ... 2000 Hz) according to DIN EN 60068-2-6
Shock	500 g / 1 msec according to DIN EN 60068-2-27

Materials	
Pressure port	stainless steel 1.4404 (316 L)
Housing	stainless steel 1.4404 (316 L)
Option compact field housing	stainless steel 1.4305 (303), cable gland brass, nickel plated others on request
Seals (media wetted)	standard: FKM options: EPDM welded version ² others on request
Diaphragm	stainless steel 1.4435 (316 L)
Media wetted parts	pressure port, seals, diaphragm

² welded version only with pressure ports according to EN 837

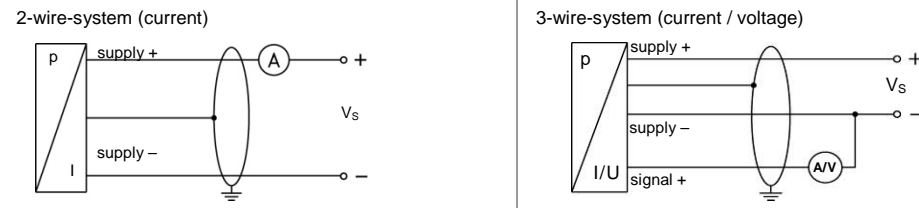
Explosion protection (only for 4 ... 20 mA / 2-wire)	
Approvals DX19-DMP 331	IBExU 10 ATEX 1068 X / IECEx IBE 12.0027X zone 0: II 1G Ex ia IIC T4 Ga zone 20: II 1D Ex ia IIIC T 85°C Da
Safety technical maximum values	U _i = 28 V, I _i = 93 mA, P _i = 660 mW, C _i ≈ 0 nF, L _i ≈ 0 μH, the supply connections have an inner capacity of max. 27 nF to the housing
Permissible temperatures for environment	in zone 0: -20 ... 60 °C with p _{atm} 0.8 bar up to 1.1 bar in zone 1 or higher: -20 ... 70 °C
Connecting cables (by factory)	cable capacitance: signal line/shield also signal line/signal line: 160 pF/m cable inductance: signal line/shield also signal line/signal line: 1 μH/m

Miscellaneous	
Option SIL ³ 2	according to IEC 61508 / IEC 61511
Current consumption	signal output current: max. 25 mA signal output voltage: max. 7 mA
Weight	approx. 200 g
Installation position	any ⁴
Operational life	> 100 x 10 ⁶ pressure cycles
CE-conformity	EMC Directive: 2004/108/EC
ATEX Directive	94/9/EG

³ only for 4 ... 20 mA / 2-wire, not in combination with the accuracy 0.1%

⁴ Pressure transmitters are calibrated in a vertical position with the pressure connection down. If this position is changed on installation there can be slight deviations in the zero point for pressure ranges $P_N \leq 1$ bar.

Wiring diagrams

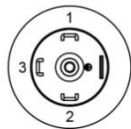
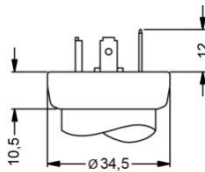


Pin configuration

Electrical connection	ISO 4400	Binder 723 (5-pin)	M12x1 / metal (4-pin)	field housing	cable colours (DIN 47100)
Supply +	1	3	1	IN +	wh (white)
Supply -	2	4	2	IN -	bn (brown)
Signal + (for 3-wire)	3	1	3	OUT+	gn (green)
Shield	ground pin	5	4	⊥	ye/gn (yellow / green)

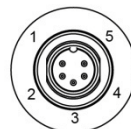
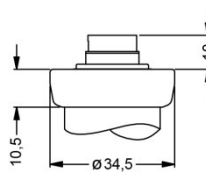
Electrical connections (dimensions in mm)

standard

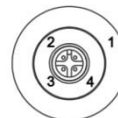
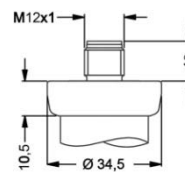


ISO 4400 (IP 65)

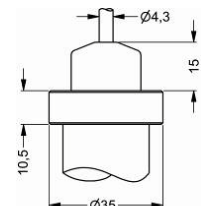
option



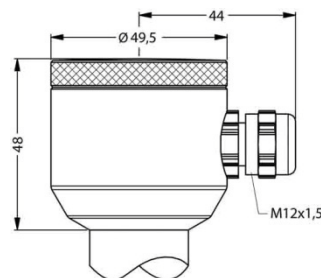
Binder Series 723 5-pin (IP 67)



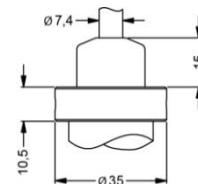
M12x1 4-pin (IP 67)



cable outlet with PVC cable (IP 67)⁵



compact field housing (IP 67)



cable outlet, cable with ventilation tube (IP 68)⁶

⇒ universal field housing stainless steel 1.4404 (316 L) with cable gland M20x1.5 (ordering code 880) and other versions on request

⁵ standard: 2 m PVC cable without ventilation tube (permissible temperature: -5 ... 70°C)

⁶ different cable types and lengths available, permissible temperature depends on kind of cable

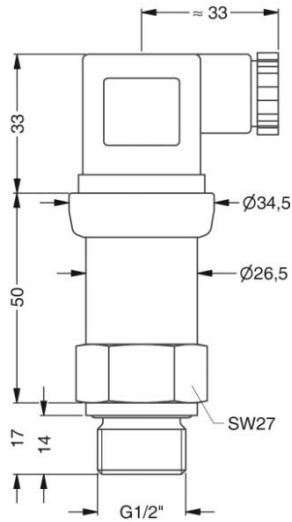
DMP 331

Industrial Pressure Transmitter

Technical Data

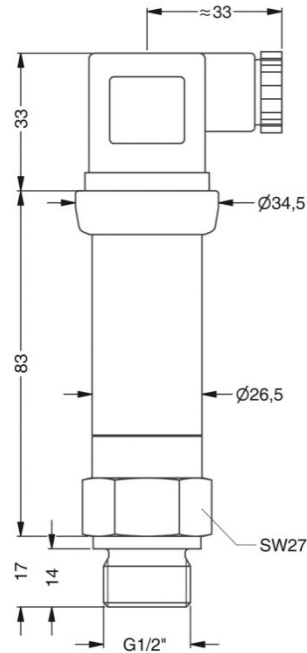
Mechanical connections (dimensions in mm)

standard



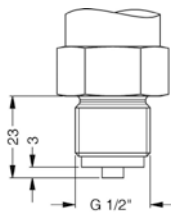
G1/2" DIN 3852
with ISO 4400

SIL- and SIL-IS-version

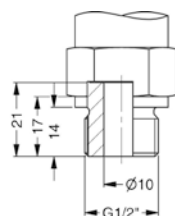


G1/2" DIN 3852
with ISO 4400

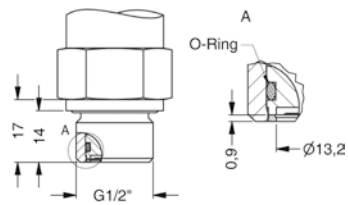
option



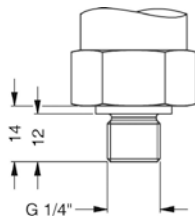
G1/2" EN 837



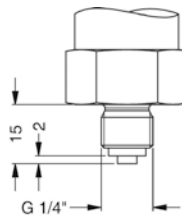
G1/2" open port



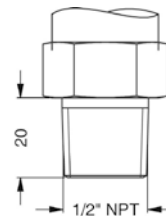
G1/2" DIN 3852
with flush sensor



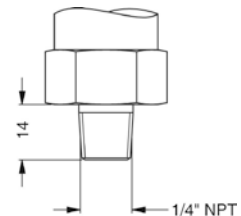
G1/4" DIN 3852



G1/4" EN 837



1/2" NPT



1/4" NPT

⇒ metric threads and other versions on request

© 2015 BD|SENSORS GmbH – The specifications given in this document represent the state of engineering at the time of publishing. We reserve the right to make modifications to the specifications and materials.

Ordering code DMP 331

DMP 331

□□□ - □□□□ - □ - □ - □□□ - □□□ - □ - □□□

Pressure										
	gauge	1	1	0						
	absolute ¹	1	1	1						
Input										
	[bar]									
	0.10	1	1	0	0	0				
	0.16	1	1	6	0	0				
	0.25	1	2	5	0	0				
	0.40		4	0	0	0				
	0.60		6	0	0	0				
	1.0		1	0	0	1				
	1.6		1	6	0	1				
	2.5		2	5	0	1				
	4.0		4	0	0	1				
	6.0		6	0	0	1				
	10		1	0	0	2				
	16		1	6	0	2				
	25		2	5	0	2				
	40		4	0	0	2				
	60		6	0	0	2				
	-1 ... 0		X	1	0	2				
	customer		9	9	9	9			consult	
Output										
	4 ... 20 mA / 2-wire					1				
	0 ... 20 mA / 3-wire					2				
	0 ... 10 V / 3-wire					3				
	Intrinsic safety 4 ... 20 mA / 2-wire					E				
	SIL2 4 ... 20 mA / 2-wire					1S				
	SIL2 with intrinsic safety					ES				
	4 ... 20 mA / 2-wire									
	customer					9			consult	
Accuracy										
	standard for P _N ≥ 0.4 bar	0.35 %				3				
	standard for P _N < 0.4 bar	0.5 %				5				
	option 1 for P _N ≥ 0.4 bar	0.25 %				2				
	option 2	0.1 % ²				1				
	customer					9			consult	
Electrical connection										
	Male and female plug ISO 4400					1	0	0		
	Male plug Binder series 723 (5-pin)					2	0	0		
	Cable outlet with PVC cable ³					T	A	0		
	Cable outlet ⁴					T	R	0		
	Male plug M12x1 (4-pin) / metal					M	1	0		
	Compact field housing					8	5	0		
	stainless steel 1.4305									
	customer					9	9	9	consult	
Mechanical connection										
	G1/2" DIN 3852					1	0	0		
	G1/2" EN 837					2	0	0		
	G1/4" DIN 3852					3	0	0		
	G1/4" EN 837					4	0	0		
	G1/2" DIN 3852					F	0	0		
	with flush sensor									
	G1/2" DIN 3852 open pressure port					H	0	0		
	1/2" NPT					N	0	0		
	1/4" NPT					N	4	0		
	customer					9	9	9	consult	
Seals										
	FKM							1		
	EPDM							3		
	without (welded version) ⁵							2		
	customer							9	consult	
Special version										
	standard							0	0	0
	customer							9	9	9

¹ absolute pressure possible from 0.4 bar

² not in combination with SIL

³ standard: 2 m PVC cable without ventilation tube (permissible temperature: -5 ... 70°C), others on request

⁴ cable with ventilation tube (code TR0 = PVC cable), different cable types and lengths available, price without cable

⁵ welded version only with pressure ports according to EN 837

